



**Freshman™**  
1.0 gpf Rear-inlet Urinal  
**K-4989-T**

**Features**

- Siphon jet.
- 3/4" top spud.
- Includes inlet and outlet spuds and hangers.
- 1.0 gpf (3.8 lpf).

**Material**

- Vitreous china.

**Components**

Additional included component/s: Urinal, Inlet Spud, Outlet Spud, and Hangers.



ADA

**Codes/Standards**





ASME A112.19.2/CSA B45.1  
DOE - Energy Policy Act 1992  
ADA  
ICC/ANSI A117.1

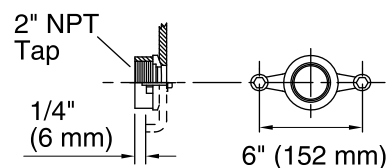
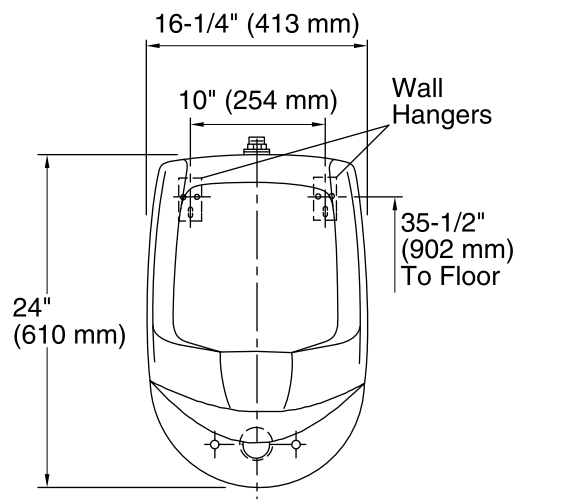
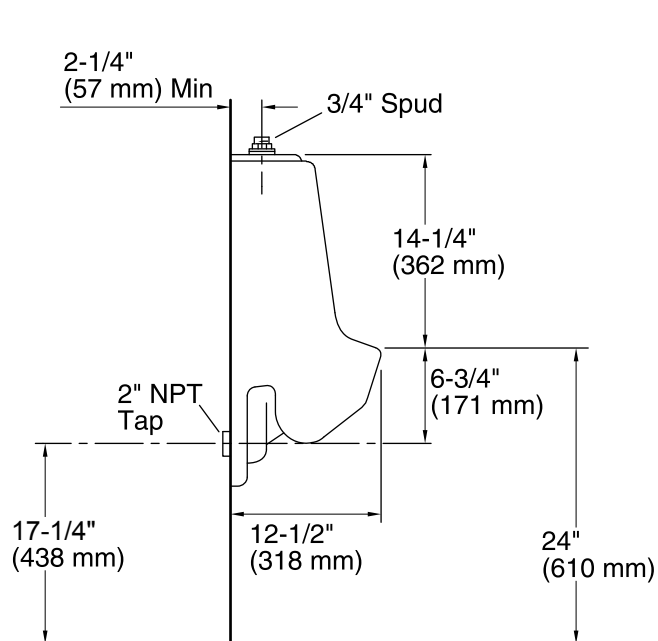
**KOHLER® One-Year Limited Warranty**

See website for detailed warranty information.

**Available Color/Finishes**

*Color tiles intended for reference only.*

Color	Code	Description
	0	White
	96	Biscuit
	47	Almond
	7	Black Black™



**Spud Detail**

## Technical Information

All product dimensions are nominal.

Flush outlet Siphon jet  
technology:

Spud size: inlet, Top

Max. Water per Flush: 1 gal (3.8 L)

## Notes

Install this product according to the installation guide.

Refer to manufacturer's instructions and local codes for flush valve requirements.

ADA compliant when installed to the specific requirements of these regulations.