



**Wellworth®**  
Class Five® Toilet  
**K-3575-RA**

**Features**

- Vitreous china.
- Two-piece toilet.
- Regular height Elongated bowl.
- Class Five® flushing system.
- Includes right-hand polished chrome trip lever.
- 1.28 gpf (4.8 lpf).
- 2-1/8" (54 mm) fully glazed trapway.
- 12" (305 mm) rough-in.
- Less seat and supply.
- 11-1/4" (286 mm) x 8-1/4" (210 mm) water area.
- 30" (762 mm) x 19-5/8" (498 mm) x 28-1/4" (718 mm).
- Floor mount / Floor outlet.

**Recommended Accessories**

- K- 4688 Toilet Seat
- K- 7637 Angle Supply with Stop (single)

**Components**

Product includes:

- K- 4198 Elongated Bowl
- K- 4436-RA Toilet Tank

Additional included component/s: Tank cover, Trip lever, Bolt cap accessory pack, and Tank accessory pack.



**Codes/Standards**




ASME A112.19.2/CSA B45.1  
DOE - Energy Policy Act 1992  
EPA WaterSense®

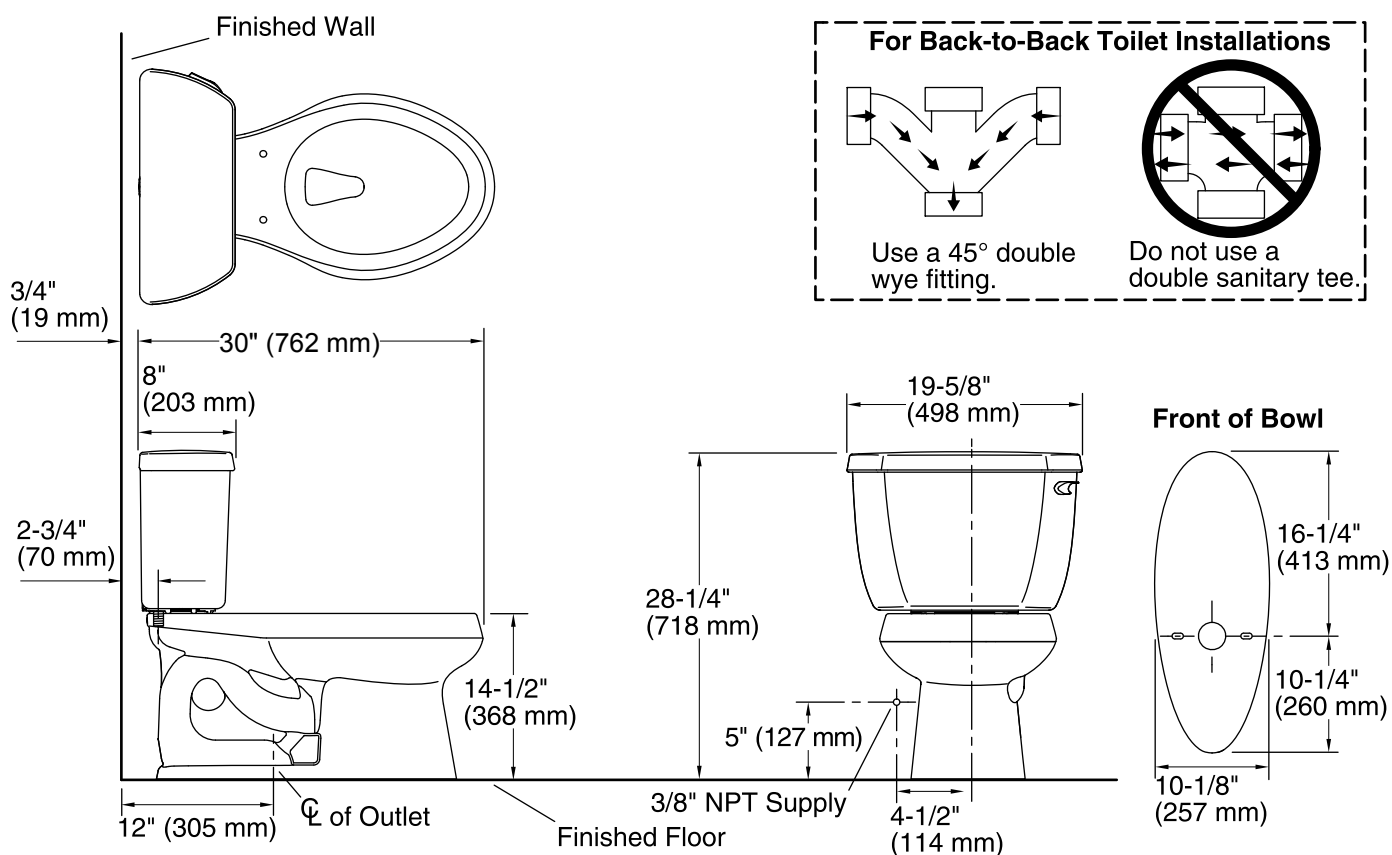
**KOHLER® One-Year Limited Warranty**

See website for detailed warranty information.

**Available Color/Finishes**

*Color tiles intended for reference only.*

Color	Code	Description
	0	White
	96	Biscuit
	47	Almond



## Technical Information

All product dimensions are nominal.

Toilet type:	Two-piece
Bowl shape:	Elongated front
Flush type:	Class Five
Trap passageway:	2-1/8" (54 mm)
Water Consumption	
Full:	1.28 gpf (4.8 lpf)
Water surface size:	11-1/4" x 8-1/4" (286 mm x 210 mm)
Rim to water surface:	5-1/4" (133 mm)
Rough-in:	12" (305 mm)
Seat-mounting holes:	5-1/2" (140 mm)

## Notes

Install this product according to the installation guide.

For back-to-back toilet installations: Use only a 45° double wye fitting.